

## JM12-120

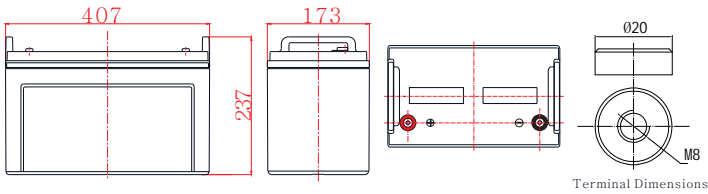


### General Features

- > High corrosion resistant performance: Pb-Ca multi-alloy grid
- > High energy density and power density
- > Optimized capability of instant high-current discharging
- > Excellent charge acceptance ability
- > Excellent deep cycle discharge capability
- > Strong high and low temperature performance
- > Precision sealing technology
- > Long life



Dimension: 407(L)×173(W)×237(H)×237(TH) Unit: mm



### Applications

- > UPS/EPS
- > Power systems
- > Telecommunications system
- > Emergency lighting、Auto control system
- > Solar/wind generating storage cyclic
- > Other general purpose

### Specification

Nominal Voltage	12V
Nominal Capacity	120Ah
Design life	10 years
Terminal	M8
Approx. Weight	Approx 37.2kg (82.01lbs)
Container Material	ABS
Rated Capacity	<b>120Ah</b> 10Hour Rate (12.0A to 10.8V)
	<b>94.5Ah</b> 3Hour Rate (31.5A to 10.2V)
	<b>74.9Ah</b> 1Hour Rate (74.9A to 9.6V)
Internal resistance	Full charged at 25°C: 4.2 mΩ
Max. Discharge Current	1440A(5S)
Operating Temperature	Discharge: -20 ~50°C (-4 ~ 122°F)
	Charge: -20 ~50°C (-4 ~ 122°F)
	Storage: -20 ~50°C (-4 ~ 122°F)
Charge current:	Max. 30A ; Recom. 12A
Charge Method (25°C)	Float Charge: 13.5-13.8V, recom. 13.8V (-18mV/°C)
	Equalize charge: 13.8-14.1V, recom. 14.1V (-24mV/°C)
	Cycle charge: 14.4-15.0V, recom. 14.7V (-30mV/°C)
Self discharge	3% of capacity declined per month at 25°C

### Constant Current Discharge Characteristics Unit: A (25°C, 77°F)

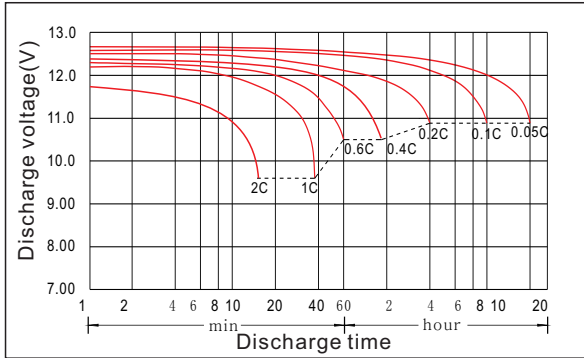
FV/Time	5min	10min	15min	30min	45min	1h	1.5h	2h	3h	4h	5h	6h	8h	10h	20h
1.60V	423	265	204	122	91.9	74.9	50.0	44.2	31.9	25.5	21.7	17.7	14.9	12.3	6.53
1.65V	410	257	199	119	90.4	73.7	50.0	44.0	31.7	25.4	21.6	17.7	14.8	12.3	6.52
1.70V	394	245	192	116	88.2	71.9	50.0	43.6	31.5	25.1	21.5	17.7	14.7	12.3	6.50
1.75V	362	235	185	113	85.5	69.7	49.6	43.0	31.3	24.9	21.3	17.6	14.6	12.2	6.46
1.80V	324	222	175	109	82.7	67.4	49.2	41.9	30.3	24.2	20.7	17.3	14.2	12.0	6.42
1.85V	288	206	156	99.4	76.6	62.4	47.9	39.8	28.5	23.5	19.6	16.8	13.6	11.8	6.30

### Constant Power Discharge Characteristics Unit: W/cell (25°C, 77°F)

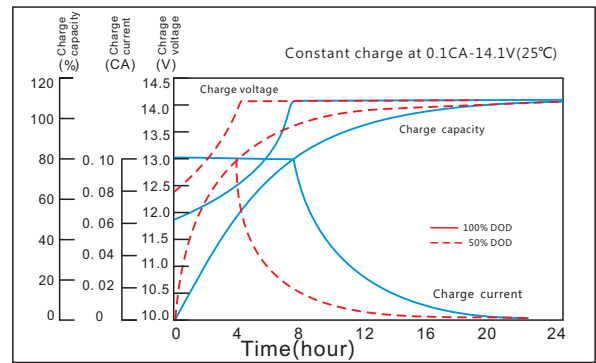
FV/Time	5min	10min	15min	30min	45min	1h	1.5h	2h	3h	4h	5h	6h	8h	10h	20h
1.60V	709	476	373	228	170	142	104	85.5	62.5	50.0	42.9	36.1	29.6	24.6	13.1
1.65V	682	461	364	223	168	140	104	85.0	62.1	49.7	42.6	36.1	29.5	24.6	13.0
1.70V	678	442	350	216	164	137	103	84.2	61.8	49.3	42.3	35.8	29.3	24.4	13.0
1.75V	633	423	338	211	158	132	102	83.0	61.3	49.0	42.1	35.5	29.0	24.2	12.9
1.80V	581	399	321	203	154	128	102	68.7	59.4	47.5	40.7	35.3	28.1	24.1	12.8
1.85V	519	370	287	186	142	119	100	65.5	56.4	46.8	38.9	34.9	27.1	23.8	12.7

# JM12-120

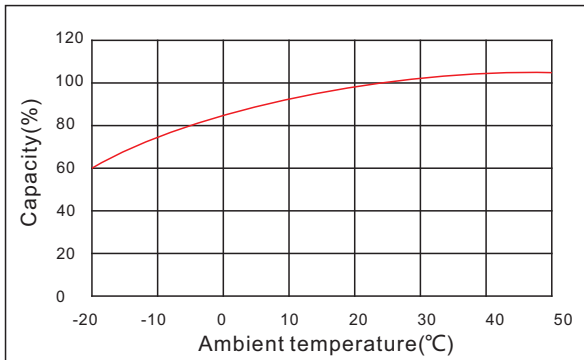
**Discharge characteristic**



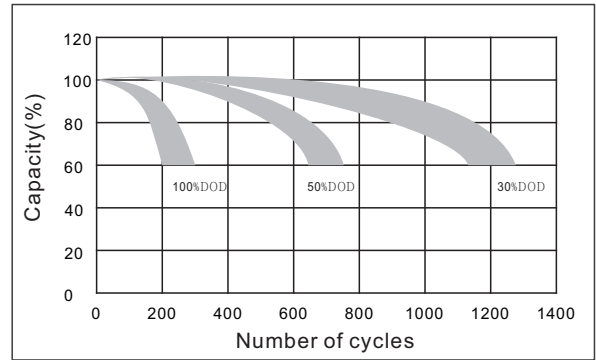
**Charging characteristic**



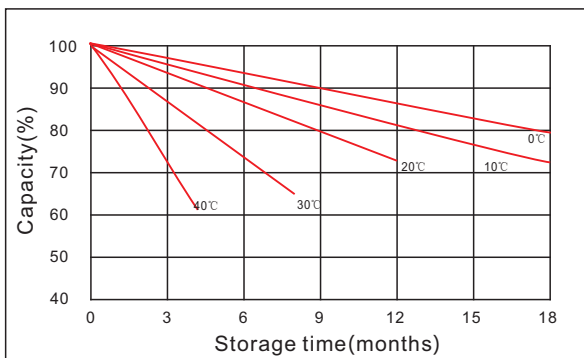
**The effect of temperature on capacity**



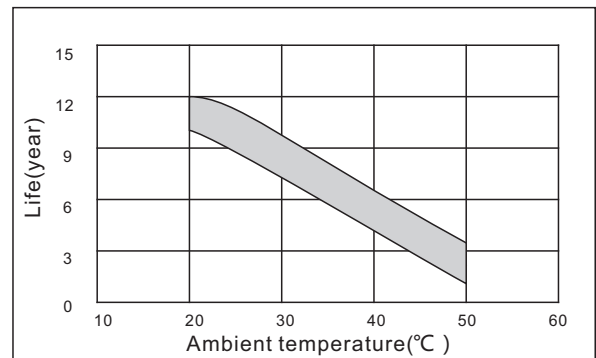
**The effect of discharge depth on cycle life**



**Curves of self-discharge**



**The effect of temperature on float life**



[www.kijo.com.cn](http://www.kijo.com.cn)    [info@kijo.com.cn](mailto:info@kijo.com.cn)

**Jiangxi Jingjiu Power Science&Technology Co. Ltd.**  
Add: 1388 Fushan No.1 Street, Xiaolan Economic Development Zone, Nanchang City, Jiangxi Province, China.

+86-791-85982779    +86-791-85989842

**Jiangxi Jingjiu Power ( Jiujiang ) Co. Ltd.**  
Add: Xiwang Rd, Aicheng Industrial Park, Yongxiu Country, Jiujiang City, Jiangxi Province, China.

