

JM12-120

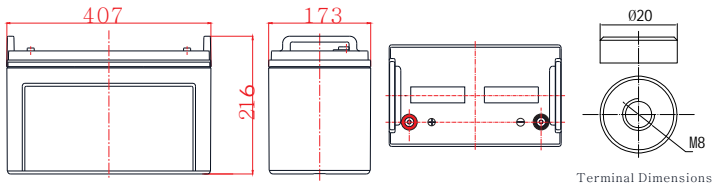


General Features

- > High corrosion resistant performance: Pb-Ca multi-alloy grid
- > High energy density and power density
- > Optimized capability of instant high-current discharging
- > Excellent charge acceptance ability
- > Excellent deep cycle discharge capability
- > Strong high and low temperature performance
- > Precision sealing technology
- > Long life



Dimension: 407(L) × 173(W) × 216(H) × 216(TH) Unit: mm



Applications

- > UPS/EPS
- > Power systems
- > Telecommunications system
- > Emergency lighting, Auto control system
- > Solar/wind generating storage cyclic
- > Other general purpose

Specification

Nominal Voltage	12V
Nominal Capacity	120Ah
Design life	10 years
Terminal	M8
Approx. Weight	Approx 33.5kg (73.85lbs)
Container Material	ABS
Rated Capacity	120Ah → 20Hour Rate (6.0A to 10.5V)
	89.7Ah → 3Hour Rate (29.9A to 10.2V)
	71.0Ah → 1Hour Rate (71.0A to 9.6V)
Internal resistance	Full charged at 25°C: 5.2 mΩ
Max. Discharge Current	1440A(5S)
Operating Temperature	Discharge: -20 ~50°C (-4 ~ 122°F)
	Charge: -20 ~50°C (-4 ~ 122°F)
	Storage: -20 ~50°C (-4 ~ 122°F)
Charge current:	Max. 30.0A ; Recom. 12.0A
Charge Method (25 °C)	Float Charge: 13.5-13.8V, recom. 13.8V (-18mV/ °C)
	Equalize charge: 13.8-14.1V, recom. 14.1V (-24mV/ °C)
	Cycle charge: 14.4-15.0V, recom. 14.7V (-30mV/ °C)
Self discharge	3% of capacity declined per month at 25°C

Constant Current Discharge Characteristics Unit: A (25°C, 77°F)

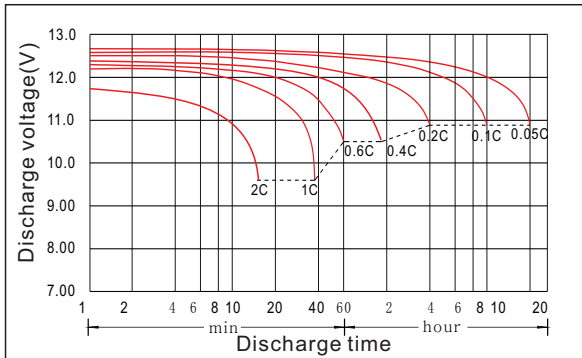
FV/Time	5min	10min	15min	30min	45min	1h	1.5h	2h	3h	4h	5h	6h	8h	10h	20h
1.60V	400	246	192	115	87.1	71.0	46.4	41.9	30.2	23.7	20.4	16.4	14.1	11.4	6.06
1.65V	387	239	187	112	85.7	69.9	46.4	41.7	30.1	23.6	20.3	16.4	14.0	11.4	6.06
1.70V	372	228	181	109	83.5	68.1	46.4	41.3	29.9	23.3	20.2	16.4	13.9	11.4	6.04
1.75V	342	218	174	106	81.1	66.1	46.0	40.7	29.7	23.1	20.0	16.3	13.8	11.3	6.00
1.80V	301	206	163	101	76.8	62.6	45.5	38.9	28.1	22.5	19.2	16.1	13.2	11.2	5.96
1.85V	268	191	145	92.1	71.1	58.0	44.3	36.9	28.0	21.9	18.2	15.7	12.7	10.9	5.85

Constant Power Discharge Characteristics Unit: W/cell (25°C, 77°F)

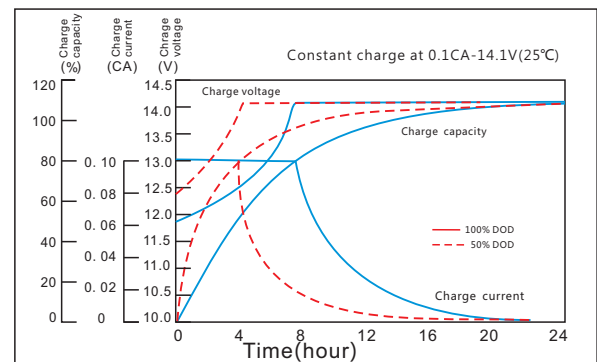
FV/Time	5min	10min	15min	30min	45min	1h	1.5h	2h	3h	4h	5h	6h	8h	10h	20h
1.60V	670	442	351	215	162	135	96.2	81.0	59.3	46.4	39.9	33.4	27.9	22.8	12.2
1.65V	644	428	343	210	160	133	96.2	80.5	58.9	46.2	39.7	33.4	27.9	22.8	12.1
1.70V	640	411	330	203	156	130	95.8	79.8	58.6	45.8	39.4	33.3	27.7	22.7	12.1
1.75V	598	393	318	199	150	125	95.0	78.6	58.1	45.5	39.1	33.0	27.4	22.5	12.0
1.80V	540	371	298	189	143	119	94.5	73.1	53.2	44.1	37.9	32.9	26.1	22.4	11.9
1.85V	482	344	266	173	132	110	93.2	69.7	52.4	43.5	36.2	32.4	25.2	22.1	11.8

JM12-120

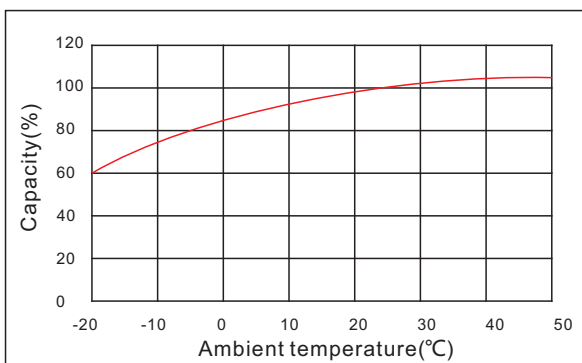
Discharge characteristic



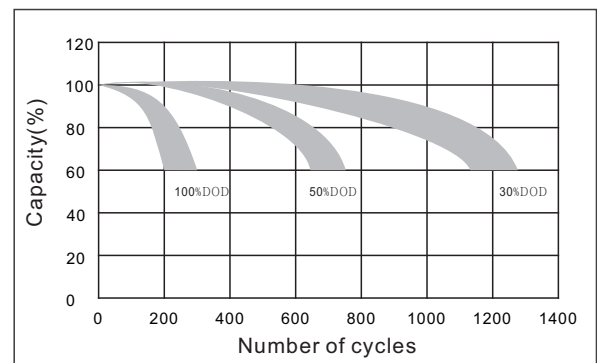
Charging characteristic



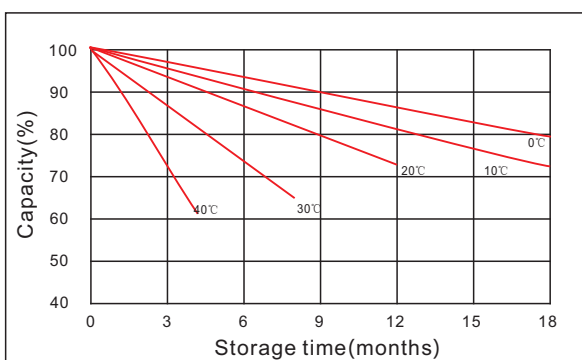
The effect of temperature on capacity



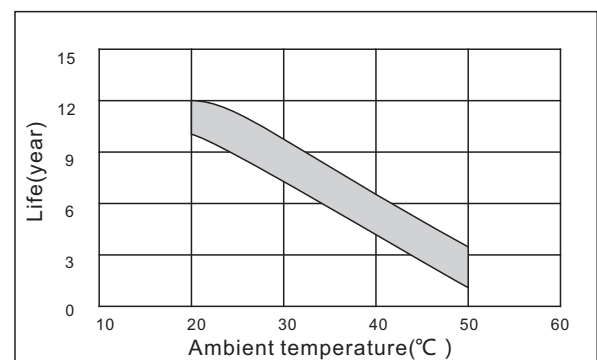
The effect of discharge depth on cycle life



Curves of self-discharge



The effect of temperature on float life



www.kijo.com.cn info@kijo.com.cn

Jiangxi Jingjiu Power Science&Technology Co. Ltd.
Add: 1388 Fushan No.1 Street, Xiaolan Economic Development Zone, Nanchang City, Jiangxi Province, China.

+86-791-85982779 +86-791-85989842

Jiangxi Jingjiu Power (Jiujiang) Co. Ltd.
Add: Xiwang Rd, Aicheng Industrial Park, Yongxiu Country, jiujiang City, Jiangxi Province, China.

