

JM12-65

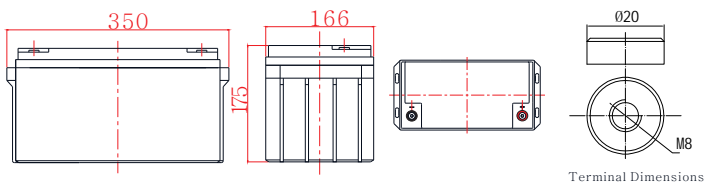


General Features

- High corrosion resistant performance: Pb-Ca multi-alloy grid
- High energy density and power density
- Optimized capability of instant high-current discharging
- Excellent charge acceptance ability
- Excellent deep cycle discharge capability
- Strong high and low temperature performance
- Precision sealing technology
- Long life



Dimension: 350(L)×166(W)×175(H)×175(TH) Unit: mm



JM Series lead-acid battery

Applications

- UPS/EPS
- Power systems
- Telecommunications system
- Emergency lighting、Auto control system
- Solar/wind generating storage cyclic
- Other general purpose

Specification

Nominal Voltage	12V
Nominal Capacity	65Ah
Design life	10 years
Terminal	M8
Approx. Weight	Approx 20.7kg (45.64lbs)
Container Material	ABS
Rated Capacity	65.0Ah ➔ 10Hour Rate (6.50A to 10.8V)
	53.4Ah ➔ 3Hour Rate (17.8A to 10.2V)
	43.8Ah ➔ 1Hour Rate (43.8A to 9.6V)
Internal resistance	Full charged at 25°C: 5.1 mΩ
Max. Discharge Current	780A(5S)
Operating Temperature	Discharge: -20 ~50°C(-4~ 122°F)
	Charge: -20 ~50°C(-4~ 122°F)
	Storage: -20 ~50°C(-4~ 122°F)
Charge current:	Max. 16.3A ; Recom.6.5A
Charge Method (25 °C)	Float Charge:13.5-13.8V,recom.13.8V(-18mV/ °C)
	Equalize charge:13.8-14.1V,recom.14.1V(-24mV/ °C)
	Cycle charge:14.4-15.0V,recom.14.7V(-30mV/ °C)
Self discharge	3% of capacity declined per month at 25°C

Constant Current Discharge Characteristics Unit: A (25°C, 77°F)

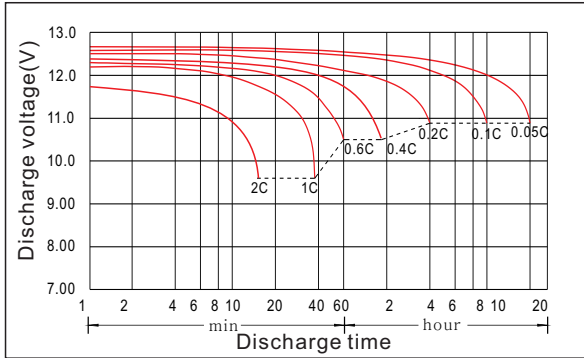
FV/Time	5min	10min	15min	30min	45min	1h	1.5h	2h	3h	4h	5h	6h	8h	10h	20h
1.60V	229	152	123	74.8	53.7	43.8	27.5	25.1	18.2	13.2	12.2	9.75	8.03	6.76	3.55
1.65V	222	151	119	73.6	53.4	43.5	27.2	25.0	18.0	13.1	12.1	9.66	7.96	6.70	3.53
1.70V	213	150	117	72.3	53.0	43.2	27.0	24.8	17.8	12.9	12.0	9.56	7.90	6.63	3.51
1.75V	196	148	113	71.7	52.3	42.6	26.7	24.4	17.6	12.8	11.8	9.47	7.83	6.57	3.50
1.80V	176	144	105	68.5	50.9	41.5	26.4	24.0	17.5	12.7	11.5	9.37	7.77	6.50	3.48
1.85V	157	134	93.9	62.6	47.1	38.4	25.7	22.7	16.4	12.3	11.0	9.10	7.45	6.31	3.42

Constant Power Discharge Characteristics Unit: W/cell (25°C, 77°F)

FV/Time	5min	10min	15min	30min	45min	1h	1.5h	2h	3h	4h	5h	6h	8h	10h	20h
1.60V	384	258	217	135	99.2	82.7	54.9	47.5	34.7	26.0	23.2	19.1	15.6	13.0	7.02
1.65V	369	256	213	134	98.5	82.1	54.4	47.3	34.2	25.8	23.1	18.9	15.5	12.9	6.99
1.70V	367	254	210	134	97.8	81.5	53.6	47.1	34.0	25.4	22.9	18.6	15.4	12.7	6.96
1.75V	343	252	209	134	97.0	80.8	53.2	46.9	33.8	25.2	22.7	18.5	15.3	12.6	6.92
1.80V	315	250	198	130	96.2	80.2	52.8	46.8	33.7	25.0	22.5	18.3	15.2	12.5	6.89
1.85V	281	232	177	120	89.4	74.5	51.9	44.7	32.0	24.6	21.5	18.0	14.6	12.3	6.83

JM12-65

Discharge characteristic



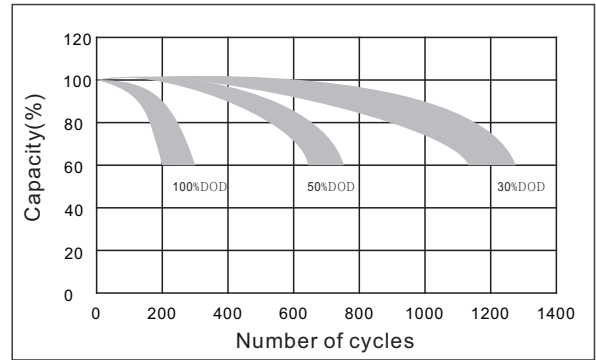
Charging characteristic



The effect of temperature on capacity



The effect of discharge depth on cycle life



Curves of self-discharge



The effect of temperature on float life



www.kijo.com.cn info@kijo.com.cn

Jiangxi Jingjiu Power Science&Technology Co. Ltd.
Add: 1388 Fushan No.1 Street, Xiaolan Economic Development Zone, Nanchang City, Jiangxi Province, China.

+86-791-85982779 +86-791-85989842

Jiangxi Jingjiu Power (Jiujiang) Co. Ltd.
Add: Xiwang Rd, Aicheng Industrial Park, Yongxiu Country, jiujiang City, Jiangxi Province, China.

