

JM12-80

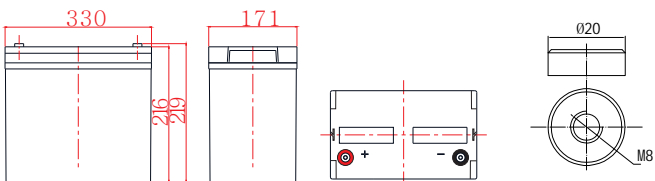


General Features

- > High corrosion resistant performance: Pb-Ca multi-alloy grid
- > High energy density and power density
- > Optimized capability of instant high-current discharging
- > Excellent charge acceptance ability
- > Excellent deep cycle discharge capability
- > Strong high and low temperature performance
- > Precision sealing technology
- > Long life



Dimension: 330(L)×171(W)×216(H)×219(TH) Unit: mm



Terminal Dimensions

Applications

- > UPS/EPS
- > Power systems
- > Telecommunications system
- > Emergency lighting、Auto control system
- > Solar/wind generating storage cyclic
- > Other general purpose

Specification

Nominal Voltage	12V
Nominal Capacity	80Ah
Design life	10 years
Terminal	M8
Approx. Weight	Approx 25.0kg (55.12lbs)
Container Material	ABS
Rated Capacity	80.0Ah → 10Hour Rate (8.00A to 10.8V)
	65.7Ah → 3Hour Rate (21.9A to 10.2V)
	53.9Ah → 1Hour Rate (53.9A to 9.6V)
Internal resistance	Full charged at 25°C: 6.6 mΩ
Max. Discharge Current	960A(5S)
Operating Temperature	Discharge: -20 ~50°C(-4~ 122°F)
	Charge: -20 ~50°C(-4~ 122°F)
	Storage: -20 ~50°C(-4~ 122°F)
Charge current:	Max. 20.0A ; Recom.8.0A
Charge Method (25 °C)	Float Charge: 13.5-13.8V, recom. 13.8V(-18mV/ °C)
	Equalize charge: 13.8-14.1V, recom. 14.1V(-24mV/ °C)
	Cycle charge: 14.4-15.0V, recom. 14.7V(-30mV/ °C)
Self discharge	3% of capacity declined per month at 25°C

Constant Current Discharge Characteristics Unit: A (25°C, 77°F)

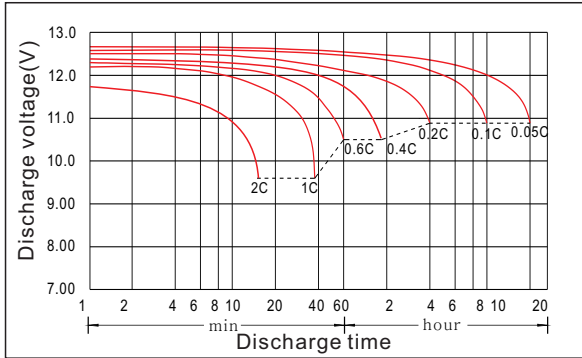
FV/Time	5min	10min	15min	30min	45min	1h	1.5h	2h	3h	4h	5h	6h	8h	10h	20h
1.60V	282	188	151	92.1	66.1	53.9	33.8	30.9	22.4	16.2	15.1	12.0	9.88	8.32	4.37
1.65V	273	186	147	90.6	65.6	53.5	33.5	30.7	22.2	16.1	14.9	11.9	9.80	8.24	4.34
1.70V	262	185	144	89.0	65.3	53.2	33.2	30.5	21.9	15.9	14.7	11.8	9.72	8.16	4.32
1.75V	241	182	139	88.2	64.3	52.4	32.9	30.0	21.6	15.8	14.6	11.6	9.64	8.08	4.30
1.80V	216	177	130	84.4	62.6	51.0	32.5	29.5	21.5	15.6	14.2	11.5	9.56	8.00	4.28
1.85V	193	165	116	77.0	58.0	47.3	31.6	28.0	20.2	15.1	13.5	11.2	9.17	7.76	4.21

Constant Power Discharge Characteristics Unit: W/cell (25°C, 77°F)

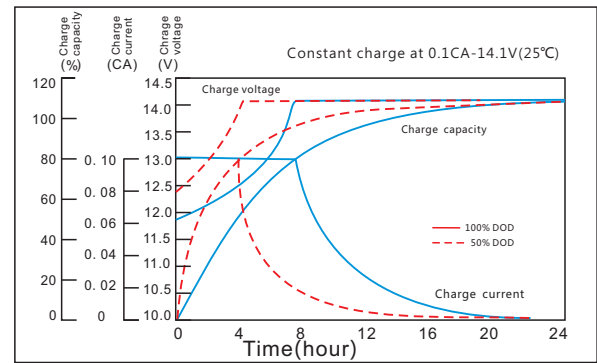
FV/Time	5min	10min	15min	30min	45min	1h	1.5h	2h	3h	4h	5h	6h	8h	10h	20h
1.60V	473	318	267	167	122	102	67.5	58.4	42.6	32.0	28.5	23.5	19.2	16.0	8.64
1.65V	455	315	262	165	121	101	66.7	58.3	42.1	31.6	28.4	23.2	19.0	15.8	8.60
1.70V	452	312	259	165	120	100	66.3	58.0	41.9	31.4	28.1	23.0	19.0	15.7	8.56
1.75V	422	310	257	164	119	100	65.4	57.7	41.6	31.0	28.0	22.7	18.8	15.5	8.52
1.80V	387	308	243	160	118	98.7	65.0	57.5	41.5	30.8	27.7	22.6	18.7	15.4	8.48
1.85V	346	286	217	147	110	91.6	63.7	55.0	39.4	30.2	26.4	22.1	18.0	15.1	8.40

JM12-80

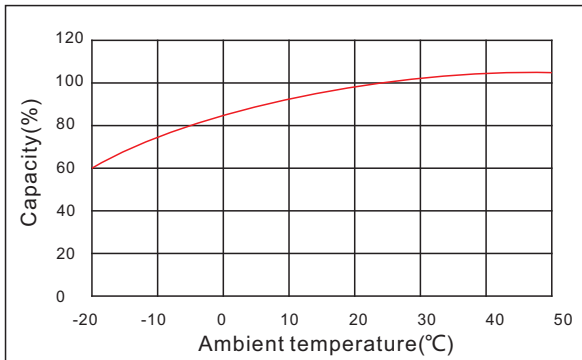
Discharge characteristic



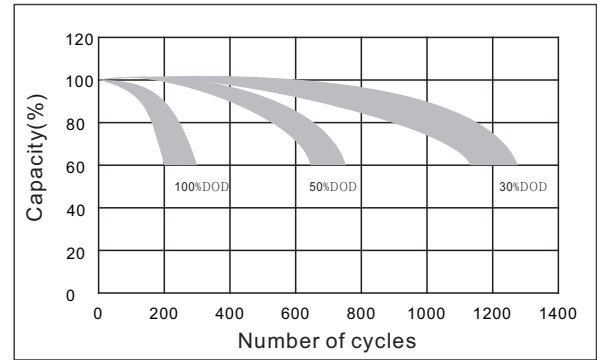
Charging characteristic



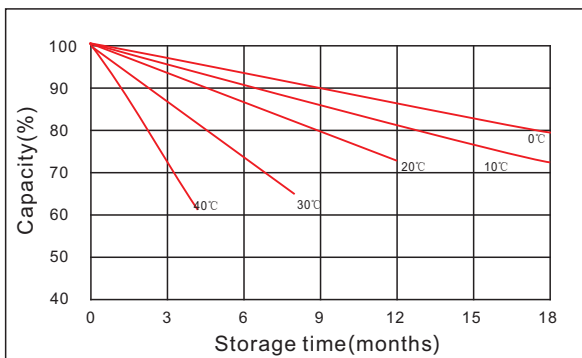
The effect of temperature on capacity



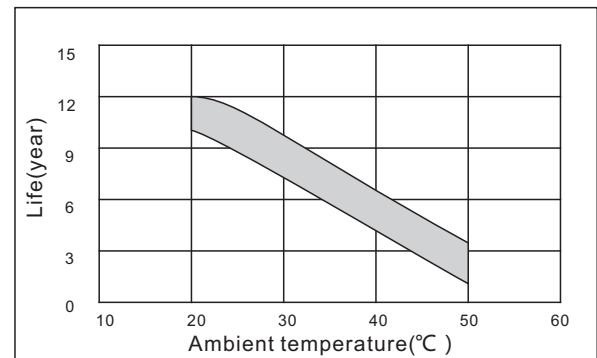
The effect of discharge depth on cycle life



Curves of self-discharge



The effect of temperature on float life



www.kijo.com.cn info@kijo.com.cn

Jiangxi Jingjiu Power Science&Technology Co. Ltd.
Add: 1388 Fushan No.1 Street, Xiaolan Economic Development Zone, Nanchang City, Jiangxi Province, China.

+86-791-85982779 +86-791-85989842

Jiangxi Jingjiu Power (Jiujiang) Co. Ltd.
Add: Xiwang Rd, Aicheng Industrial Park, Yongxiu Country, jiujiang City, Jiangxi Province, China.

