

JS12-10

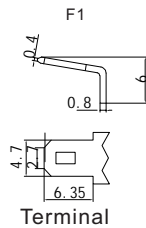
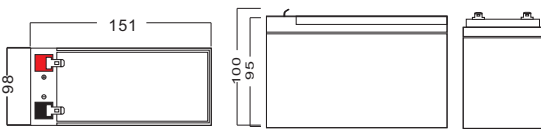


General Features

- High corrosion resistant performance: Pb-Ca multi-alloy grid
- High energy density and power density
- Optimized capability of instant high-current discharging
- Excellent charge acceptance ability
- Excellent deep cycle discharge capability
- Strong high and low temperature performance
- Precision sealing technology



Dimension: 151(L)×98(W)×95(H)×100(TH) Unit: mm



JS Series lead-acid battery

Applications

- UPS/EPS
- Power systems
- Telecommunications system
- Emergency lighting, Auto control system
- Solar/wind generating storage cyclic
- Other general purpose

Specification

Nominal Voltage	12V
Nominal Capacity	10.0Ah
Design life	5 years
Terminal	F1/F2/F3
Approx. Weight	Approx3.10kg (6.83lbs)
Container Material	ABS
Rated Capacity	10.0Ah ➔ 20Hour Rate (0.50A to 10.5V)
	7.89Ah ➔ 3Hour Rate (2.63A to 10.2V)
	6.60Ah ➔ 1Hour Rate (6.60A to 9.60V)
Internal resistance	Full charged at 25°C: 18.0 mΩ
Max. Discharge Current	150A(5S)
Operating Temperature	Discharge: -20 ~50°C(-4~ 122°F)
	Charge: -20 ~50°C(-4~ 122°F)
	Storage: -20 ~50°C(-4~ 122°F)
Charge current:	Max.2.50A ; Recom.1.00A
Charge Method (25 °C)	Float Charge:13.5-13.8V,recom.13.8V(-18mV/ °C)
	Equalize charge:13.8-14.1V,recom.14.1V(-24mV/ °C)
	Cycle charge:14.4-15.0V,recom.14.7V(-30mV/ °C)
Self discharge	3% of capacity declined per month at 25°C

Constant Current Discharge Characteristics Unit: A (25°C, 77°F)

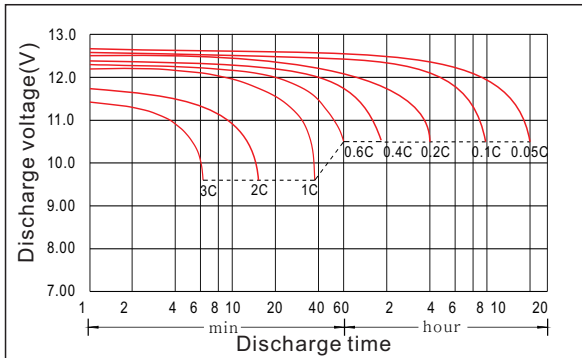
FV/Time	5min	10min	15min	30min	45min	1h	1.5h	2h	3h	4h	5h	6h	8h	10h	20h
1.60V	39.6	25.9	19.3	12.7	8.10	6.60	4.04	3.78	2.76	2.21	1.88	1.43	1.24	0.993	0.532
1.65V	39.3	24.8	17.7	12.0	7.61	6.20	3.99	3.63	2.68	2.14	1.84	1.41	1.22	0.981	0.523
1.70V	32.2	23.3	16.5	11.6	7.36	6.00	3.92	3.56	2.63	2.03	1.82	1.39	1.20	0.965	0.512
1.75V	29.9	22.2	15.4	11.4	7.10	5.79	3.83	3.47	2.59	2.00	1.74	1.36	1.17	0.942	0.500
1.80V	27.5	20.9	14.3	11.0	6.86	5.59	3.75	3.38	2.45	1.96	1.67	1.33	1.14	0.921	0.484
1.85V	24.6	19.4	12.7	10.1	6.35	5.18	3.63	3.21	2.30	1.90	1.59	1.29	1.09	0.893	0.476

Constant Power Discharge Characteristics Unit: W/cell(25°C, 77°F)

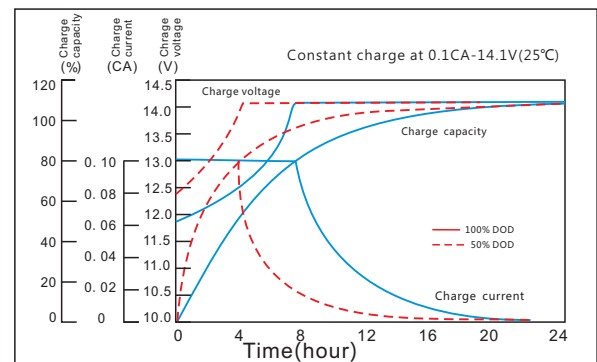
FV/Time	5min	10min	15min	30min	45min	1h	1.5h	2h	3h	4h	5h	6h	8h	10h	20h
1.60V	74.3	46.7	35.3	21.4	14.5	12.1	8.10	7.08	5.22	4.18	3.55	2.82	2.34	1.92	1.05
1.65V	68.5	44.2	33.2	21.2	13.7	11.4	7.93	6.82	5.07	4.05	3.48	2.76	2.31	1.88	1.02
1.70V	62.7	42.8	31.7	21.2	13.2	11.0	7.89	6.68	4.98	3.85	3.38	2.74	2.28	1.87	1.01
1.75V	56.8	41.5	30.5	20.9	12.8	10.7	7.68	6.53	4.92	3.80	3.32	2.67	2.19	1.82	0.992
1.80V	51.0	40.2	29.2	20.8	12.7	10.6	7.55	6.48	4.78	3.77	3.23	2.63	2.12	1.79	0.985
1.85V	45.5	37.6	29.2	19.0	11.9	9.91	7.44	6.19	4.55	3.71	3.08	2.58	2.03	1.76	0.976

JS12-10

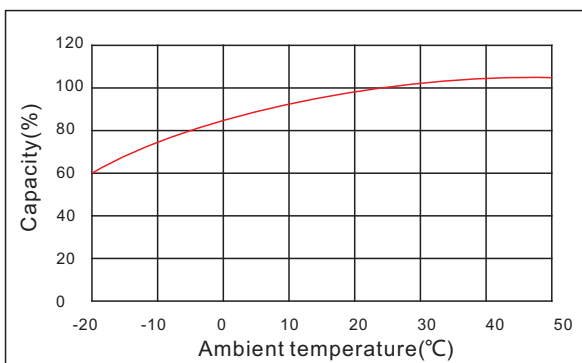
Discharge characteristic



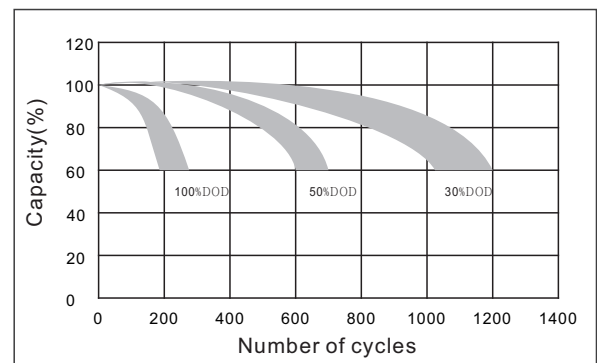
Charging characteristic



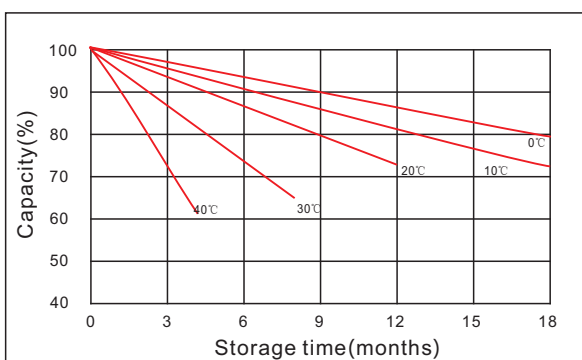
The effect of temperature on capacity



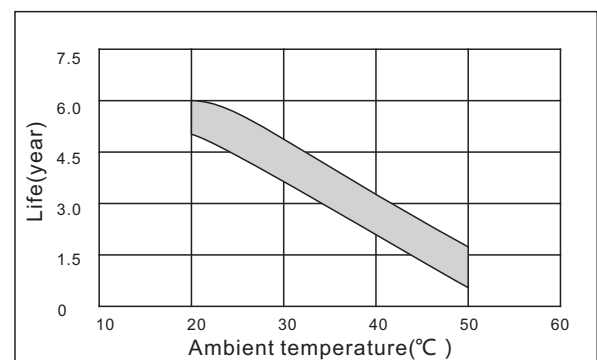
The effect of discharge depth on cycle life



Curves of self-discharge



The effect of temperature on float life



www.kijo.com.cn info@kijo.com.cn

Jiangxi Jingjiu Power Science&Technology Co. Ltd.
Add: 1388 Fushan No.1 Street, Xiaolan Economic Development Zone, Nanchang City, Jiangxi Province, China.

+86-791-85982779 +86-791-85989842

Jiangxi Jingjiu Power (Jiujiang) Co. Ltd.
Add: Xiwang Rd, Aicheng Industrial Park, Yongxiu Country, Jiujiang City, Jiangxi Province, China.

